

Spec Sheets Decor Doors and Panels

Dishwasher Panels

With 3" Return. Edge not finished without 3" return.

Item#	Width	Height	Thickness	Description
DWR33412	24"	34-1/2"	1/2"	1 Side Finish, 3" return (not attached)



Refrigerator End Panels

REP24XX-3/4", REP24XX-3/4"(3) have 2 finished edges, usable with or without 3" Return.
 REP3096(3)-3/4" has 1 finished edge, usable with or without 3" return.

Item#	Width	Height	Thickness	Description
REP2484-3/4"	24"	84"	3/4"	2 Sides Finish (Banded Edge)
REP2496-3/4"	24"	96"	3/4"	2 Sides Finish (Banded Edge)
REP2484(3)-3/4"	24"	84"	3/4"	2 Sides Finish, 3" return (not attached)
REP2496(3)-3/4"	24"	96"	3/4"	2 Sides Finish, 3" return (not attached)
REP3096(3)-3/4"	30"	96"	3/4"	1 Sides Finish, 3" return (not attached)


DWR33412, REP24XX(3)-3/4", REP3096(3)-3/4"



REP24XX-3/4, FBPXXXX14(1)

Finished Back Panels and Beaded Board


Item#	Width	Height	Thickness	Description
FBP483614(1)	36"	48"	1/4"	1 Side Finish (Vertical Grain)
FBP369614(1)	96"	36"	1/4"	1 Side Finish (Vertical Grain)
FBP489614(1)	96"	48"	1/4"	1 Side Finish (Vertical Grain)
BP48341214	48"	34-1/2"	1/4"	1 Side Finish



BP48341214

End Decorative Doors

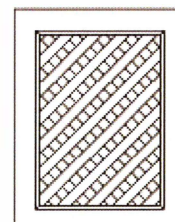
Item#	Width	Height
EPW1230D	11-1/2"	29-5/16"
EPW1236D	11-1/2"	35-5/16"
EPW1242D	11-1/2"	41-5/16"
EPB24D	23-3/4"	29-5/16"



EPXXD

Lattice Doors

Item#	Width	Height
SB30B-ND-SP	14-3/4"	22-7/8"
SB33B-ND-SP	16-1/4"	22-7/8"
SB36B-ND-SP	17-3/4"	22-7/8"



SBXXB-ND-SP

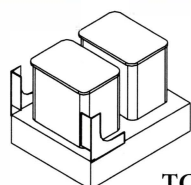
			Middle/Bottom	Middle/Bottom
	Top Door	Top Door	Door	Door
Item#	Width	Height	Width	Height
EPWP2484D	23-3/4"	29-5/16"	23-3/4"	49-1/4"
EPWP2490D	23-3/4"	35-5/16"	23-3/4"	49-1/4"
EPWP2496D	23-3/4"	41-5/16"	23-3/4"	49-1/4"

Pull Outs

Trash Can Pull Out

Item#	Width	Height	Depth	Cabinet Fits
TCR21-2	16 5/8"	16 5/16"	21"	Fits B18 or B21

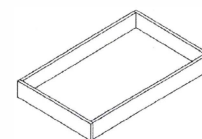
Full extension, not soft closing.
 Includes 2 plastic cans, approx
 29qt capacity.



TCR21-2

Roll Out Trays

Item#	Width	Height	Depth
15RT-DR	11"	2-7/8"	21"
18RT-DR	14"	2-7/8"	21"
24RT-DR	20"	2-7/8"	21"
27RT-DR	23"	2-7/8"	21"
30RT-DR	26"	2-7/8"	21"
33RT-DR	29"	2-7/8"	21"
36RT-DR	32"	2-7/8"	21"



XXRT-DR