

Spec Sheets Fillers, Toe Kick, Moldings, Legs

Light Rail Moldings

Item#	Thickness	Height	Length
LRM8	1-1/2"	1"	96"
TLRM8	1-1/2"	2-1/4"	96"



LRM8



TLRM8

Wall and Base Fillers


Item#	Width	Length	Thickness
WF3-3/4	3"	30"	3/4"
WF336-3/4	3"	36"	3/4"
WF342-3/4	3"	42"	3/4"
WF384-3/4	3"	84"	3/4"
WF396-3/4	3"	96"	3/4"
WF6-3/4	6"	30"	3/4"
WF642-3/4	6"	42"	3/4"
WF696-3/4	6"	96"	3/4"
BF3-3/4	3"	34-1/2"	3/4"
BF6-3/4	6"	34-1/2"	3/4"
A30WF	3"	30"	3/4"
A36WF	3"	36"	3/4"
A42WF	3"	42"	3/4"
A3BF	3"	34-1/2"	3/4"
A6BF	6"	34-1/2"	3/4"




BFXX




WFXX



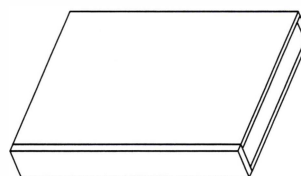
AXBF



AXXWF



CLXXXX



CLXXXX (as a floating shelf)

Boxed Columns

Trimmable to custom heights and depths.

Item	Thickness	Height	Depth
CLB334-1/2	3"	34-1/2"	24"
CLW330	3"	30"	15"
CLW336	3"	36"	15"
CLW342	3"	42"	15"
CLW396	3"	96"	27"

Toe Kick

Item#	Thickness	Height	Length
TK8	1/4"	4-1/2"	96"



TK8

Base Board Molding

Item#	Thickness	Height	Length
BM4-1/2"-5/8"	5/8"	4-1/2"	96"



BM4-1/2"-5/8"

Overlay Fillers

Item#	Width	Length	Thickness
OLF330	2-1/2"	29-1/4"	3/4"
OLF336	2-1/2"	35-1/4"	3/4"
OLF342	2-1/2"	41-1/4"	3/4"
OLF630	5-1/2"	29-1/4"	3/4"
OLF636	5-1/2"	35-1/4"	3/4"
OLF642	5-1/2"	41-1/4"	3/4"
OLF384	2-1/2"	78-3/4"	3/4"
OLF390	2-1/2"	84-3/4"	3/4"
OLF396	2-1/2"	90-3/4"	3/4"



OLFXXX